

Linea L

quality at the entry level



designed for hygiene

design expertise at the user's service

A perfect blend of advanced research, design expertise and technical knowhow, the Comenda product range combines superior performance with eye-pleasing form, to deliver quality down to the smallest construction details. Maximum reliability goes hand in hand with minimum maintenance. Components are located for easy access and replacement; at Comenda, an efficient after-sales service begins with product design.



products to cover every requirement

For Comenda, the needs of the customer are paramount in the design of customized solutions for hygiene of the highest quality. Every product installed at the customer site must satisfy stringent requirements for productivity, ease of use, cost-effective operation and safety. Absolute reliability in washing glasses, plates, trays, pots and pans of every shape and size. Front loaders, hood models, rack conveyors and flight machines equipped with a complete set of accessories make Comenda the ideal partner for every catering professional.





RCD Rinse Control Device – available on request – keeps the water at a constant temperature of 85 °C throughout the rinse cycle, even when water pressure is low. RCD ensures compliance with stringent WRAS backflow-protection regulations.



ergonomics and functionality

For Comenda, ergonomics means ease of use. The simplicity of the new operator panel allows users to keep track of each phase in the wash cycle, while the newly designed handle makes it easy to open the machine. Improving ergonomics also means optimising work procedures and guaranteeing personnel safety. High-precision production processes designed to lower heat dispersion and racks that pull out smoothly are just some of the benefits of Comenda products, reflecting the attention that the company devotes to its users.

respect for the environment respect for people

Comenda has made significant progress in limiting consumption, with a focus on sustainability that translates into respect for the environment and respect for people. The Linea L products keep running costs down by using less water and detergent during the wash cycle and cutting energy consumption, without sacrificing hygiene efficiency. Silent machine operation and lower heat dispersion ensure pleasant conditions in the workplace.

service on your doorstep

Continuous contact between production and service engineers is the key to effective support whenever maintenance is required: certainly, this is one of the distinguishing characteristics of Comenda's technical assistance. An extensive network of highly skilled service engineers provides full territorial coverage. Rapid turnaround on service calls and immediate availability of spare parts complete the Comenda offer and ensure excellent quality of service.

FRONT-LOADING GLASSWASHERS LINEA LB

Superior technical specifications and construction features ensure that the Linea LB glasswashers meet all user needs as regards efficiency, hygiene and cost-effectiveness.

The Linea LB features a wash and rinse system using anti-blockage upper and lower rotating arms.

The Linea LB glasswashers handle a wide variety of requirements and wash glasses up to a maximum height of 205 or 270 mm, depending on the model.

Features of the Linea LB include:

- anti-vacuum valve
- door microswitch
- rinse-aid injector
- deep-drawn tank with aspiration filter and micro filter
- hard-water softener (on request)

FRONT-LOADING DISHWASHERS LINEA LF

The Linea LF front-loading dishwashers are fixed-rack models. The powerful upper and lower rotating wash and rinse arms deliver a cross-jet action to eliminate even the toughest residues, and guarantee outstanding hygiene together with superior energy savings.

The models have a clearance of up to 360 mm for pizza plates and serving dishes. The self-cleaning tank automatically sifts residues to the drain to ensure excellent results and effective sanitisation.

Easy maintenance, a wide range of accessories (from rinse-aid injectors to anti-vacuum valves) and control systems including a door microswitch and safety thermostats are the other main features that enhance the durability and reliability of the Linea LF.

The Linea LF 322 multipower and LF 700 in the different models, have separate stainless steel wash and rinse arms.

MULTIPOWER belongs to new generation of LINEA LF dishwashers. A machine that covers all customer requirements: single phase, three phase, warm water or cold water connected.

In fact the total loading can be reduced to the minimum level with a considerable energy saving.

PROFESSIONAL HOOD-TYPE DISHWASHERS LINEA LC

The Linea LC professional dishwashers are fully integrated washing systems, which can be equipped with work counters, cleaning tables, etc. Designed as complete solutions for medium and large catering operations, these systems are ideal for plates, cutlery, glasses, cups, trays and pans.


The dishwasher frames, panels and internal pipes are all built from 18/10 AISI 304 stainless steel for maximum durability even in the toughest working conditions.

The tank filters, wash and rinse arms and rack holders can be dismantled by hand in seconds, for unbeatable maintenance simplicity. The deep-drawn tank with rounded corners and external wash column ensure maximum hygiene levels. The advanced technical and construction details of the Linea LC models include an anti-return valve for superlative reliability, a double-skinned tank for cost-effective operation, door microswitch and thermostats to ensure safety and control, as well as optional hood insulation for silent operation.



Comenda: a history of technological innovation

The founder company of the ALI Group, Comenda has been synonymous with the best in professional dishwashing equipment for over 40 years. One of the industry's top players both in Europe and worldwide, Comenda manufactures and markets more than 200 dishwashing solutions, from the smallest glasswashers for bars through to large automated continuous flow systems for restaurants, hospitals, canteens and in-flight catering. Comenda also designs and installs customized solutions for individual space and workload specifications.



designed for hygiene

Hygiene design takes quality beyond the dimension of product form. At Comenda, designed for hygiene means form plus technology plus functionality. Comenda's strength is its attention to every last detail, to provide superior washing solutions that comply with the severe hygiene standards required in public catering. With their compact dimensions, functional internal layouts, practical racks, the Linea L models are the ideal choice for bars and restaurants. The re-styled control panel, with new symbols and colours, simplifies operations and maximises product safety.

Linea L	LB200	LB260	LB215	LB275	LF321	LF322	LF700	LC700	LC900	LC1200
	LB200A	LB260A	LB215A	LB275A	LF321A	MULTIPOWER LF322A	LF700A			
width (mm)	430	430	460	460	600	600	600	625	625	625
depth (mm)	520	520	520	520	600	600	600	760	760	760
height (mm)	635	695	635	695	820	820	1260	1460	1460	1460
rack (mm)	370x370	370x370	400x400	400x400	500x500	500x500	500x500	500x500	500x500	500x500
cycles (seconds)	120	120	120	120	120 / 180	100 / 150	90 / 120	90/120/180	75/120/180	55/85/120
production racks/hour	30	30	30	30	30 / 20	36 / 24	40 / 30	40/30/20	48/30/20	65/42/30
clearance (mm)	215	275	215	275	360*	345*	345*	440	440	440
power supply (Hz)	230V 50Hz				230V 50Hz	230V 50Hz 230V 3N 50Hz 400V 3N 50Hz	230V 3N 50Hz 400V 3N 50Hz	400V 3N 50Hz		
pump power (kW)	0.37	0.37	0.37	0.37	0.45	0.45	0.75	0.75	1.1	1,5
tank capacity (litres)	13	13	13	13	21	21	21	42	42	42
tank heater (kW)	2	2	2	2	2	2	2	2	3	3
water rinse (litres)	2	2	2	2	3.5	3.5	3.5	4	4	4
booster capacity (litres)	6	6	6	6	8.2	8.2	8.2	8.2	8.2	8.2
booster heater (kW)	2.5	2.5	2.5	2.5	3	5 - 2.5	6	6	8	9
total loading (kW)	2.8	2.8	2.8	2.8	3.45	5.45 - 2.95	6.75	6.75	9.1	10.5
door microswitch	yes	yes	yes	yes	yes	yes	yes	yes	yes	yes
water softener	no / yes	no / yes	no / yes	no / yes	no / yes	no / yes	no / yes	no	no	no
net weight (kg)	32/36	36/40	33/37	37/41	58/62	58/62	65/69	130	135	140
water inlet (inch)	3/4	3/4	3/4	3/4	3/4	3/4	3/4	3/4	3/4	3/4
water outlet (diameter mm)	35	35	35	35	50	50	50	50	50	50
rinse aid dispenser	yes	yes	yes	yes	yes	yes	yes	yes	yes	yes
detergent dispenser	on request				on request			on request		

*clearance for 530x375 trays with special rack

With the right to change technical details.



Ali S.p.A.
Via Galileo Galilei 8
20060 Cassina de' Pecchi, Milano
T +39 02 95228.1
F +39 02 9521510
sales@comenda.eu
www.comenda.eu

